


Bollard

The Bollard is a robust LED luminaire with a classic look, ideal for commercial applications such as car parks.



Features

- Robust luminaire
- Photocell option
- Smooth easy clean design
- Switchable wattage 20W (pre-set) 18W, 14W or 10W
- Switchable colour temperature 4K (pre-set) 35K or 3K
- Flange mounting as standard, root kit available
- IP65 & IK08

Applications

- Car Park
- Education
- External
- Health Care
- Leisure
- Retail
- Warehouse

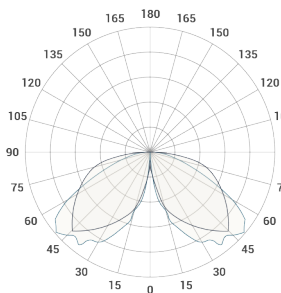
Options and Accessories

- PC** Photocell
- EM** Emergency
- ROOT** Root Kit

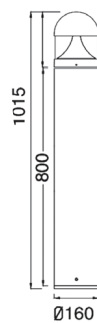
Technical Details

Part No.	Description	Power (W)	Luminaire Lumens	LI/cW
BOL-20-3K/4K	Bollard Luminaire	20	1700	85.0

Photometric



Dimensions



Root Kit

