

Saturn

The Saturn provides an attractive range of wall mounted luminaires that have been designed to create a subtle two way lighting effect.



Features

- Manufactured from mild steel
- Constant output driver
- Opal polycarbonate diffuser insert
- 22K, 27K, 3K, 4K, 5K, 65K LED Options

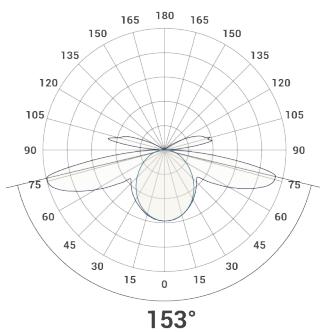
Applications

- Architectural
- Education
- Leisure
- Office
- Retail

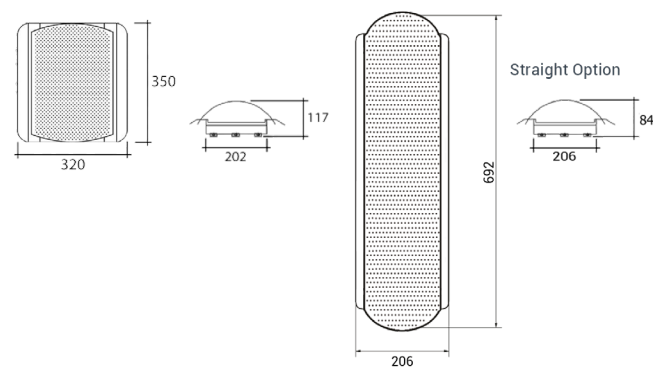
Accessories

- EMFL** EM LiFePO4 (4W)
- EMFLP** EM PRO LiFePO4 (4W)
- EMFLST** EM SELFTEST LiFePO4 (4W)
- BK** Black Paint Finish
- SI** Silver/Grey Paint Finish
- ST** Straight Option
- CH** Chrome Finish


Photometric



Dimensions



Saturn



Technical Details

Part No.	Description	Power (W)	Luminaire Lumens	LI/cW
ST-6-4K	Wall Mounted Fitting	6	460	76.7
ST-10-4K	Wall Mounted Fitting	10	772	77.2
STS-11-4K	Wall Mounted Fitting Straight Option	11	849	77.2
STS-22-4K	Wall Mounted Fitting Straight Option	22	1754	77.6

Body Material	Diffuser Material	Housing Colour	Mounting Type	CCT Offering	CRI	SDCM	UGR Rating	Dimmable	Dimming Method
Mild Steel	Polycarbonate	RAL9003	Surface	22K, 27K, 3K, 4K, 5K, 65K	80+	3 step Macadam Ellipse	N/A	N/A	N/A

IP Rating	IK Rating	Operating Temperature (°C)	L/B value ^A	Terminal Information	Warranty	Weight (kg)
IP20	N/A	-20° + 40°	60K+ L90/B10	2.5mm Push connector	5 Year warranty 1 year parts and Labour Inclusive	2.5

^A: L/B value based on T_a25°C operating temperature, standard operation of luminaire within stated parameters. For specific detail please contact info@powerlitefitz.co.uk

Please contact info@powerlitefitz.co.uk for the Inrush current (A) & No.Per 10A breaker.