






The Slice is an attractively designed up/down suspended luminaire, which comes in a range of lengths and is UGR19 compliant.



### Features

- Suspended or surface panel
- Uplight & downlight
- Slim design
- UGR19 downlight element
- IP20
- 22K, 27K, 3K, 4K, 5K, 65K LEDs

### Applications

-  Education
-  Leisure
-  Office
-  Retail

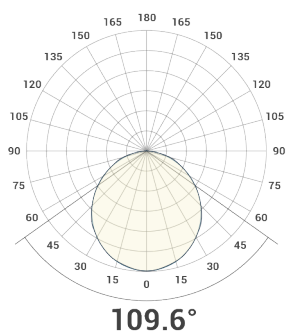
### Options and Accessories

<b>EM</b>	Integral Emergency
<b>EMST</b>	Integral Emergency Self Test
<b>DD</b>	SwitchDIM/DALI
<b>WL</b>	Wireless Control System
<b>WLEM</b>	Wireless Emergency Monitoring
<b>MWP</b>	Remote Programmable Microwave

### Technical Details

Part No.	Description	Power (W)	Luminaire Lumens	LI/cW
SLC-32W-4K	Up/Downlight Suspended Batten Luminaire   1200mm	32	3885	121.4
SLC-44W-4K	Up/Downlight Suspended Batten Luminaire   1200mm	44	5444	123.7
SLC-38W-4K	Up/Downlight Suspended Batten Luminaire   1500mm	38	4613	121.4
SLC-53W-4K	Up/Downlight Suspended Batten Luminaire   1500mm	53	6434	121.4

### Photometric



### Dimensions

