

Surface Capricorn





The Surface Capricorn provides a high quality lighting solution for commercial installations. An attractively designed surface mounted and suspended luminaire. Its clean lines give a smooth profile against the ceiling.



Features

- Slim fit to ceiling
- Manufactured from mild steel with polycarbonate diffuser
- Constant output driver
- UGR19 option available
- IP20
- Recessed version available
- 22K, 27K, 3K, 4K, 5K, 65K LEDs

Applications

-  Education
-  Leisure
-  Office
-  Retail

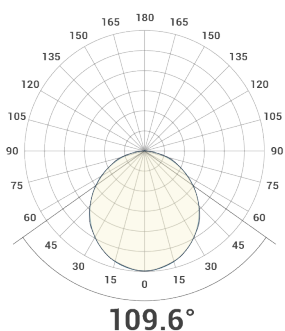
Options and Accessories

EM	Integral Emergency
EMST	Integral Emergency Self Test
DD	SwitchDIM/DALI
WL	Wireless Control System
WLEM	Wireless Emergency Monitoring
OW	Off White Paint
UGR 19	Glare Control To Meet UGR19

Technical Details

Part No.	Description	Power (W)	Luminaire Lumens	LI/cW
SCAP-20-4K	Decorative Surface Panel Luminaire 600 x 600	20	2497	124.9
SCAP-27-4K	Decorative Surface Panel Luminaire 600 x 600	27	3371	124.9
SCAP-54-126-4K	Decorative Surface Panel Luminaire 1200 x 600	54	6743	124.9

Photometric



Dimensions

