

# Impact

A versatile highbay luminaire designed for high efficiency. Available with integral emergency Lithium batteries as standard, additional energy savings can be made when interfaced with smart controls.



## Features

- LED acrylic diffuser
- IP65 versions available
- Universal mounting bracket for surface and conduit mounting available
- Loop In, Loop Out Connection Block Up To 8 X 2.5mm<sup>2</sup> Terminals
- 22K, 27K, 3K, 4K, 5K, 65K LEDs

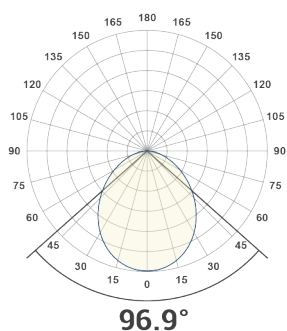
## Applications

- Car Park
- Food Processing
- Industry
- Manufacturing
- Warehouse

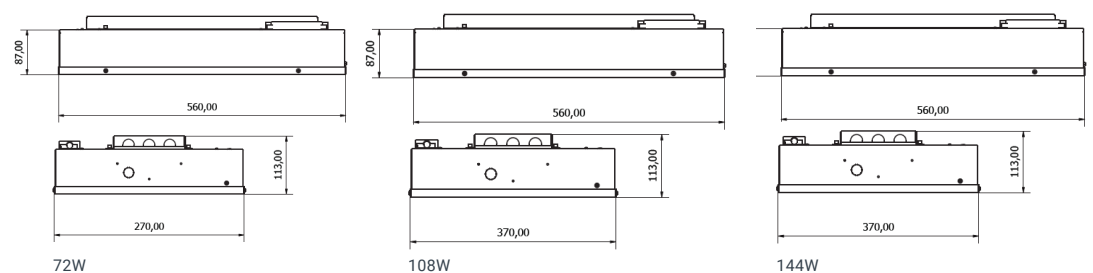
## Options and Accessories

- EMFL** EM LiFePO4 (4W)
- EMFLST** Integral Emergency Self Test
- CF** Corridor Function
- DD** SwitchDIM/DALI
- WL** Wireless Control System
- WLEM** Wireless Monitored Emergency
- PIR** Programmable PIR
- PIRW** Long Range PIR for Wireless Version
- IP65** IP65 Version (Raw Stainless Steel)
- BKT** Surface/Trunking Mounting Bracket
- W** White Colour Option



## Photometric



## Dimensions



# Key Features



## Technical Details

Part No.	Description	Power (W)	Luminaire Lumens	LI/cW
IMPACT-X-72-LED-4K	Lowbay Fitting	72	8730	121.3
IMPACT-X-108-LED-4K	Lowbay Fitting	108	13,070	121.0
IMPACT-X-144-LED-4K	Lowbay Fitting	144	17,500	121.5
IMPACT-X-180-LED-4K	Lowbay Fitting	180	22,200	123.3
IMPACT-X-210-LED-4K	Lowbay Fitting	210	26,278	125.1

